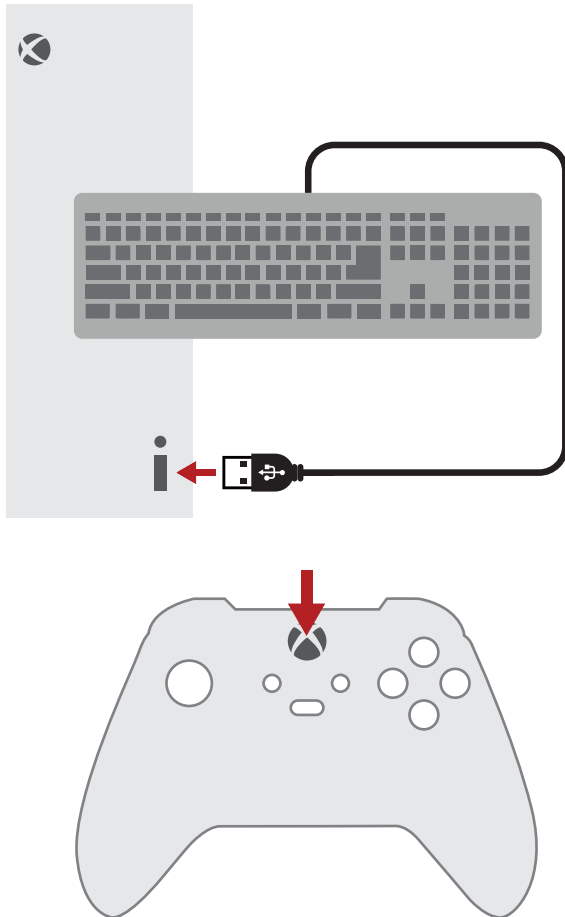


# How to use Google Classroom on Xbox One & Xbox Series X/S

The Xbox consoles each have access to **Microsoft Edge** - the web browser that comes preinstalled as part of the Xbox user experience. This can be used to access Google Classroom to facilitate your child's remote education.

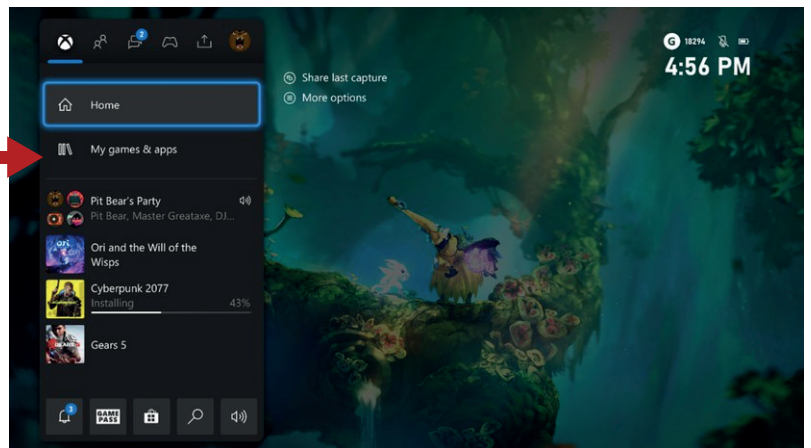


## 1 Step One: Set up

Plug a wired keyboard into your Xbox One, Xbox Series X or Xbox Series S via one of the USB ports on the front or back.

## 2 Step Two: Access apps menu

Press the Xbox button top-centre of a game controller and head to "My games & apps" in the side menu that appears on screen.



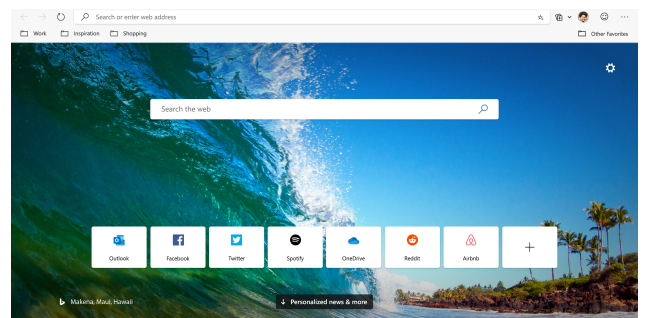
## 3 Step Three: Access Microsoft Edge

Click on "See all", scroll down to "Apps" and you will see Microsoft Edge in the icons on the right-hand side. Open it.



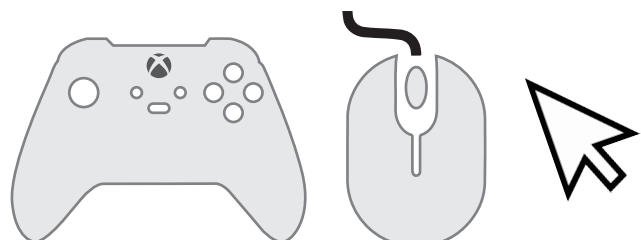
## 4 Step Four: Browse to Google Classroom

Type [classroom.google.com](https://classroom.google.com) into the URL bar at the top and log in as you would on a PC using your school Gmail account.



## 5 Step Five: Access your lessons

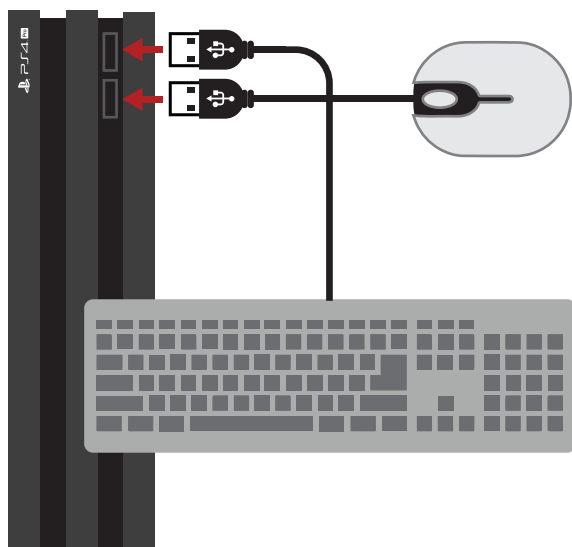
You can either use an Xbox controller to move the cursor or a separate USB mouse plugged into one of the other ports.



# How to use Google Classroom on PS4 & PS5

The PlayStation 4 has its own web browser that is easy to find on the PlayStation 4 (in the content menu as an icon with WWW written on it). However, it's currently a bit trickier on PS5, as there is no way to open the browser natively.

Instead, you can open the System Settings, then the User Guide. This will open up an online user manual inside a web browser page so you only have to change the URL at the top. Otherwise, the rest of the steps are the same.

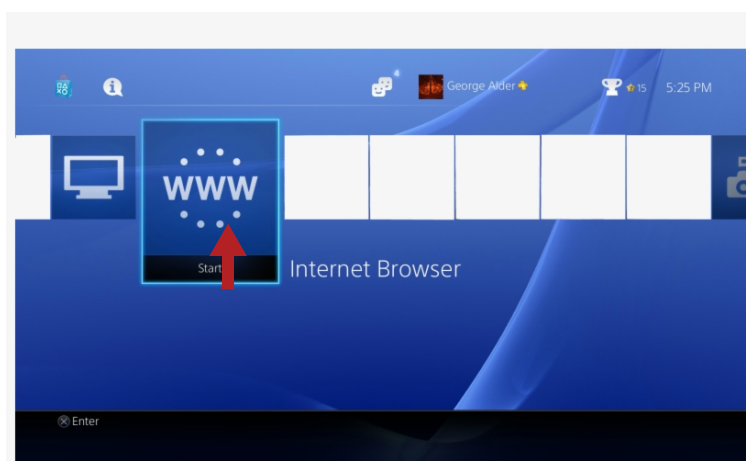
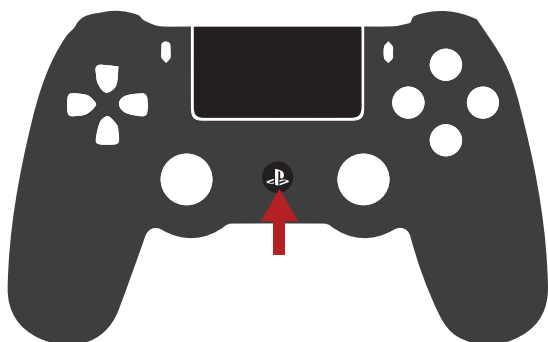


## 1 Step One: Set up

Plug a wired keyboard and/or mouse into the USB ports on the PS4 or PS5 - each console should recognise them.

## 2 Step Two: Access internet browser

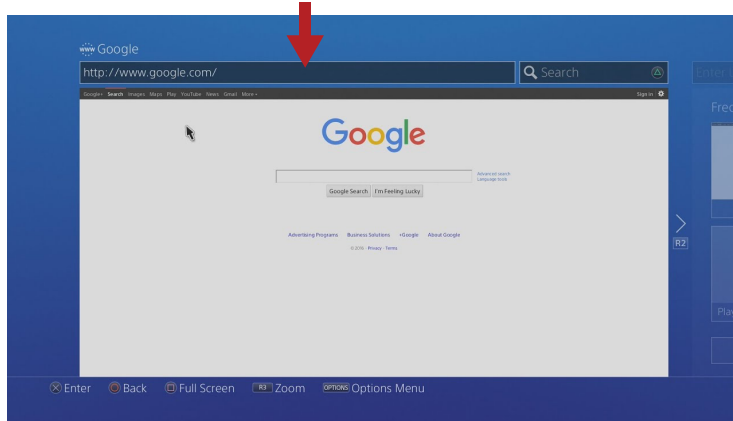
Press the PS button bottom-centre of a game controller and head to "Internet Browser" in the menu that appears on screen. If using a PS5 this is where you should go to 'System Settings' instead and then 'User Guide' to access a web browser.



## 3 Step Three: Browse to Google Classroom

In the URL bar of the browser, type **classroom.google.com** and then log in using the details provided by your child's school.

Type: **classroom.google.com**



In some cases you might not be able to do everything you can on a laptop or PC, but you can, at the very least, access Google Classroom and see what work your teacher has assigned for you to do.